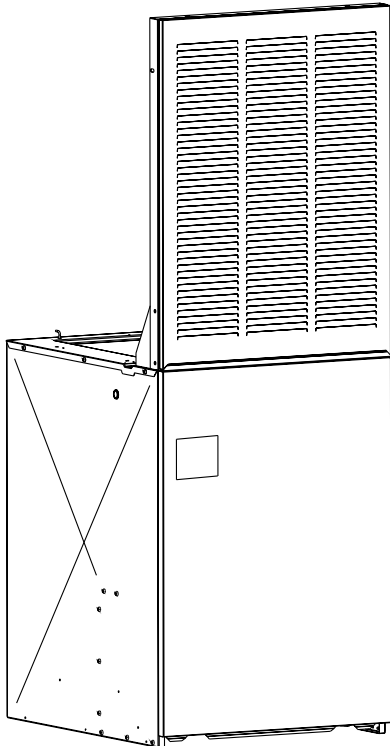


TECHNICAL SPECIFICATIONS

E3EB-xxx-H Series Downflow, Upflow Electric Furnaces

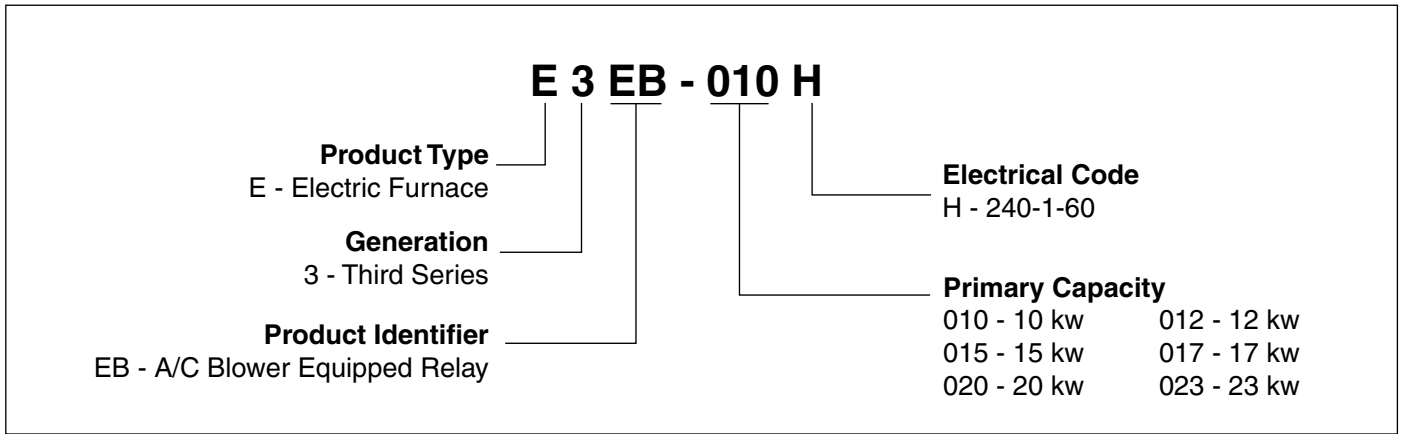
The E3 Series furnace is designed for all sizes of manufactured and modular homes. These units incorporate reliability and low maintenance. Units may be installed free standing in a utility room or enclosed in an alcove or closet. E3 Series furnaces are A/C ready, with multiple blower combinations for cooling requirements.



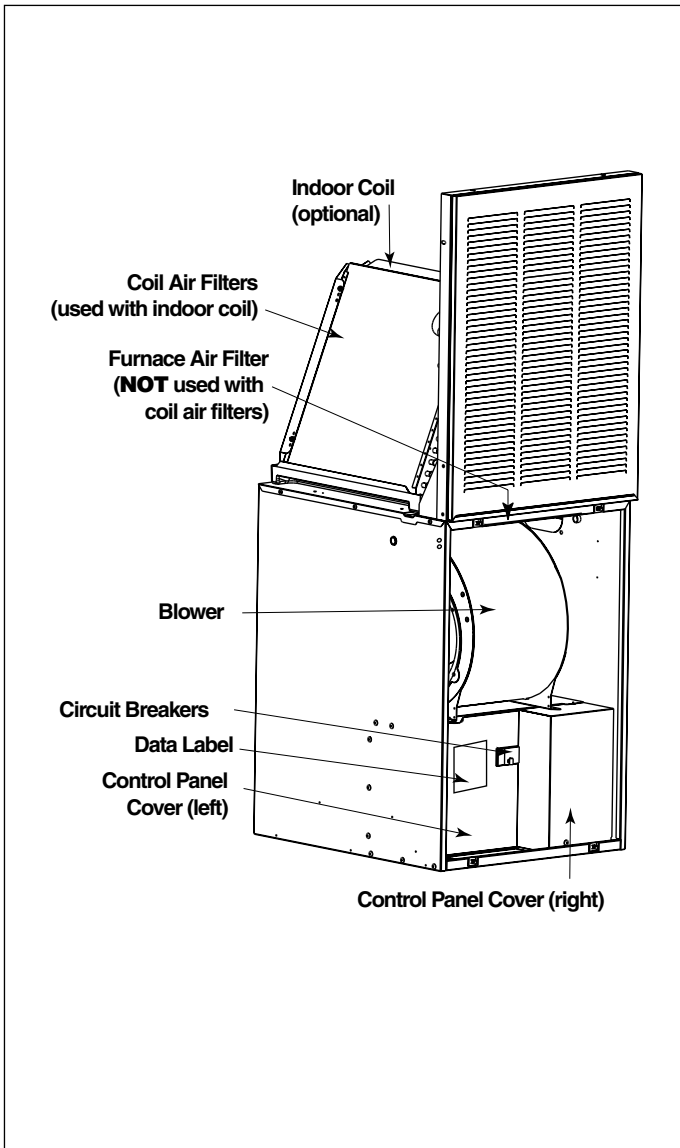
FEATURES and BENEFITS

- **Choice of Air Conditioning Options:** From 2 to 5 tons A/C ready.
- **Easy Open Door:** Secures the door firmly for transit, yet allows easy removal for access.
- **Effective Air Filter:** Universal disposable filter is readily available and simple to replace.
- **Nichrome Heating Elements:** Provide long lasting, efficient heating.
- **Appliance Quality Door:** Protects against rust and other corrosion. Baked enamel finish allows for easy cleaning.
- **Fully Insulated Cabinet:** Insures minimized heat loss and quiet operation.
- **Safety and Dependability:** Auto reset controls protect unit's electrical circuitry and helps ensure trouble free performance. Built in circuit breakers for extra safety.
- **Adaptable:** Unit can be adapted to provide dependable heating in either downflow or upflow mode.
- **Versatile:** Works with self-contained or split system air conditioners or heat pumps.

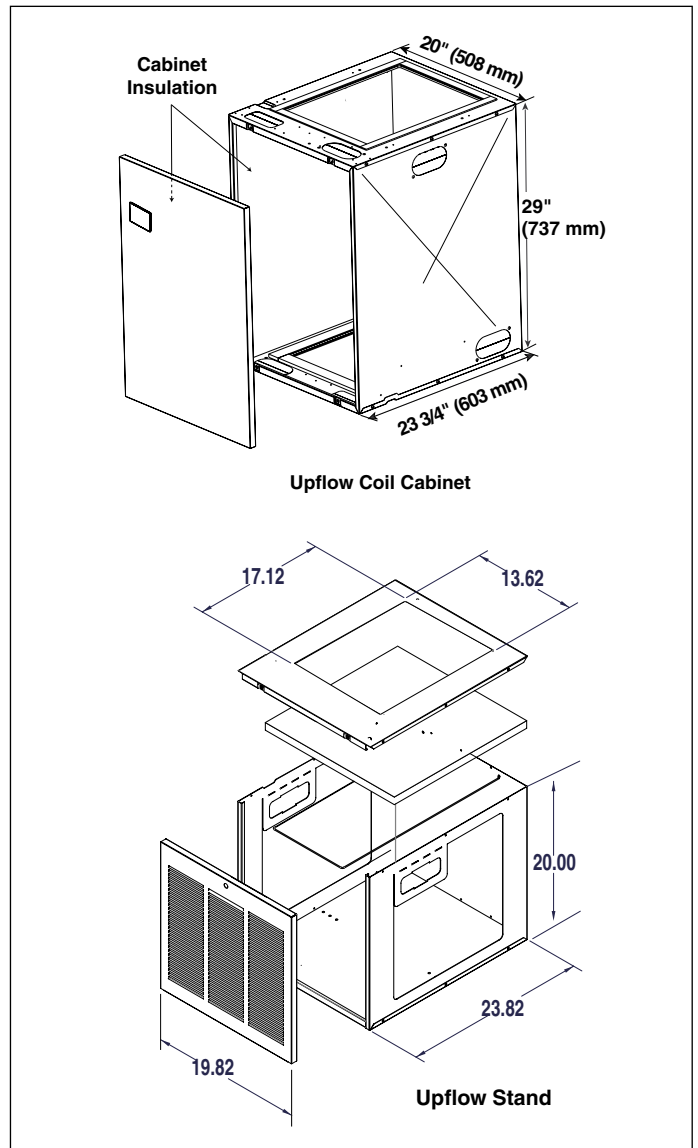
MODEL IDENTIFICATION



Furnace Parts Identification



Optional Accessories



UNIT SPECIFICATIONS

Electric Furnace Models	E3EB						
	010H	012H	015H	017H	020H	023H	023H 5-Ton
Rated Heating Output, Btuh (see note 1)	35,000	41,000	53,000	57,000	70,000	75,000	75,000
Watts (Total kw, Heating Elements and Blower)	10.4	12.0	15.4	16.6	20.4	22.0	22.0
Supply Voltage	240 Volts/60Hz/1-Phase						
Heating Elements, No.(Total kw)	2 (10.0)	2 (11.6)	3 (15.0)	3 (16.2)	4 (20.0)	4 (21.6)	4 (21.6)
Blower Wheel Size	10.5" Dia, 8" Wide						11" Dia., 8" W
Motor Speed, H.P. Rating, Amps	4 Speed, 1/3 HP, 2.9						4 Spd, 3/4HP 3.8 Amps
Test ESP, in. w.c. Max	0.3						
Optional Cooling Available with factory installed blower	2.0 - 4.0 Ton (see note 4)						2.0 - 5.0 Ton
Optional Heat Pump Available with factory installed blower	2.0 - 4.0 Ton						
Air Filter (Standard)	16" x 20" x 1" (nominal)						
Furnace Dimensions	Width-20" (508mm), Height-29" (737mm) (see note 2), Depth-24 1/2" (623mm)						

1. Heating output rated at listed voltage. For outputs at voltages other than 240V, multiply Btuh rating by the following factors: x 0.92 (230V), x 0.84 (220V), x 0.75 (208V)

2. Height is 56" with return air grille installed, 58" with coil cabinet and 72" with coil cabinet and upflow stand.

3. The factory installed blower for the EB models can be replaced with a multi-speed blower allowing the units to accept up to 5 tons of air conditioning or heat pump.

ELECTRICAL SPECIFICATIONS

Model Number E3E(*)	Supply Circuit	Total Amperes	Maximum Over-current Rating	Minimum Circuit Ampacity	Low Voltage Thermostat Wire Size
-010H	Single	44.6	60	56	2-Wire system maximum wire lengths: 24 Ga.= 55' 22 Ga.= 90' 20 Ga.= 140' 18 Ga.= 225'
-012H	Single	51.2	70	64	
	Dual "A"	27.1	40	34	
	Dual "B"	24.2	30	30	
	Single	65.4	90	82	
-015H	Dual "A"	44.6	60	56	
	Dual "B"	20.8	30	26	
-017H	Single	70.4	90	88	
	Dual "A"	47.9	60	60	
	Dual "B"	22.5	30	28	
-020H	Single	86.2	125	108	
	Dual "A"	44.6	60	56	
	Dual "B"	41.7	60	52	
-023H	Single	93.8	125	117	
	Dual "A"	45.5	60	57	
	Dual "B"	48.0	60	60	

Replacement furnace for E2E(*)-015HB

E2E(*) 015HBR	Single	67.1	90	83	Replacement furnace for E2E(*)-015HB
	Dual "A"	35.5	50	44	
	Dual "B"	31.7	40	39	

* Can be H or B

CAUTION: When sizing the wire, you must follow the guidelines of the latest revision of the NEC.

* Minimum overcurrent protection per NEC 424-3b not to be less than 125% of total amps for fixed resistance heat.

Anticipator Settings

Furnace Model	Thermostat Anticipator Setting
010, 012	0.2
015, 017, 020, 023	0.4

Blower Performance

Standard E3EH Blower with Filter, @ 0.3" ESP		
Pin No.	Speed	CFM
#1	Low	840
#2	High	1160
4-Ton Blower with Coil and Coil Filters, @ 0.3" ESP		
Pin No.	Speed	CFM
#1	Low	880
#2	Med.-Low	1170
#3	Med.-High	1310
#4	High	1460
5-Ton Blower, with Coil and Coil Filters, @ 0.3" ESP		
Pin No.	Speed	CFM
#1	Low	990
#2	Med.-Low	1320
#3	Med.-High	1620
#4	High	1790

Clearances

ALL MODELS	CLOSET	ALCOVE
Front ‡	6"	18"
Back	0"	0"
Sides	0"†	0"†
Top	0"	0"
Top and Sides of Duct	0"	0"
Bottom of Duct	0"	0"

‡ Service Clearance

† For upflow application using upflow stand, 1" minimum per side.

AIRFLOW DATA

E3EB (010, 012, 015, 017, 020, 023) H									
Coil		High		Med High		Med Low		Low	
		4-ton	No Coil	3.5 ton	No Coil	3-ton	No Coil	2.5-ton	None
Static (ESP) in W.C.	0.1	1559	1503	1389	1362	1227	1203	923	885
	0.2	1506	1458	1352	1330	1208	1174	906	863
	0.3	1462	1414	1310	1291	1174	1146	882	831
	0.4	1401	1352	1260	1241	1136	1103	845	798
	0.5	1333	1282	1198	1179	1086	1055	805	758
	0.6	1251	1208	1133	1113	1027	996	757	707

E3EB 023H-5 TON and 5 ton accessory blower									
Coil		High		Med High		Med Low		Low	
		5-ton	No Coil	5-ton	No Coil	5-ton	No Coil	5-ton	No Coil
Static (ESP) in W.C.	0.1	1911	1886	1709	1679	1394	1373	1054	1032
	0.2	1860	1821	1663	1630	1359	1333	1027	1004
	0.3	1795	1768	1617	1585	1323	1296	993	970
	0.4	1741	1700	1563	1526	1279	1252	952	928
	0.5	1671	1643	1511	1473	1229	1201	912	884
	0.6	1613	1584	1444	1400	1182	1147	864	824

ACCESSORIES

Description	Part Number
Blower, 2-4 Ton	902993
Blower, 5 Ton	902985
Heating Thermostat Intertherm (12 Pac)	903188 (903182)
Heating Thermostat Miller (12 Pac)	903189 (903183)
Thermostat Sub-Base	914146
Heating/Cooling Thermostat CM65 Intertherm/Miller (12 Pac)	903992 (903993)
Heating/Cooling Thermostat GE Intertherm (12 Pac)	903192 (903186)
Heating/Cooling Thermostat GE Miller (12 Pac)	903193 (903187)
Automatic Damper for AC or HP Package Unit	901083
"VEE" Box Adapters (10") - 5 / carton	901985
Duct Connector 10" Dia. x 6" Long - 6 / carton	902926
"VEE" Box Adapters (12") - 5 / carton	902149
Single Wide Fitting Kit (12")	911468A
Double Wide Fitting Kit (12")	911469A
Single Wide Fitting Kit (14")	914957
Double Wide Fitting Kit (14")	914956
Y-Fitting (12")	911470
Y-Fitting (14")	917195
Fan Delay Kit (TDR)	911758
Top Grille/Frame	902989
Top Grille/Frame (4 pack)	903000
Wall Mount Top Grille (10 pack)	902988
Coil Cabinet Upflow	902976
Coil Cabinet Downflow	903891
Upflow Stand	904620

ACCESSORY KITS

Vent Kits	Part Number
Soffit Air Inlet (for VentilAire III only)	917201A
VentilAire III - Sloped 3/12	914098
VentilAire IV - Sloped 3/12	914229

Plenum Connectors	Part Number
11.25 x 13.50 x 0.88 12 / carton	901987A
11.25 x 13.50 x 2.00 12 / carton	901988A
11.25 x 13.50 x 4.25 6 / carton	901989A
11.25 x 13.50 x 6.25 6 / carton	901990A
11.25 x 13.50 x 8.25 4 / carton	901991A
11.25 x 13.50 x 10.25 3 / carton	901992A
11.25 x 13.50 x 12.25 3 / carton	901993A
11.25 x 13.50 x 6.25 24 / carton	902681A



GENERAL TERMS OF LIMITED WARRANTY

For complete details of the Limited Warranty, including applicable terms and conditions, see your local installer or contact the NORDYNE warranty department for a copy.

NORDYNE

COMPLETE COMFORT. GENUINE VALUE. 8000 Phoenix Parkway | O'Fallon, MO 63368-3827

Specifications and illustrations subject to change without notice and without incurring obligations. Printed in U.S.A (10/2011)

936B-1011 (Replaces 936B-1110)